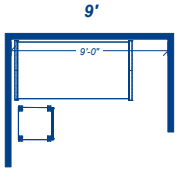
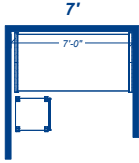
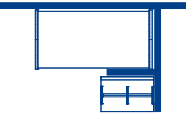


Single Bed

Parallel Beds - min 11' wide

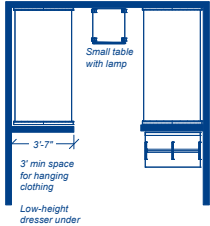
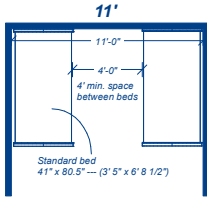


Option for single?

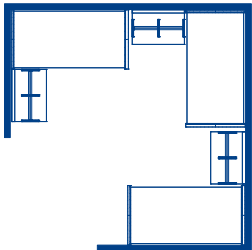


Parallel Beds

Parallel Beds - min 11' wide

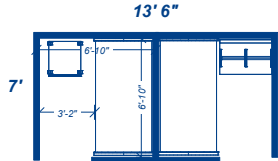


Example of triple (13' 6" square)



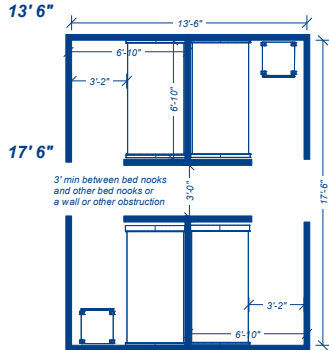
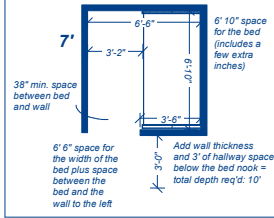
Pods: Standard

Bed Nooks -- 7' x 7' each
**use whenever possible



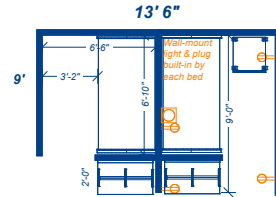
Either have an end table or have a closet rack at the foothead of the bed

Standard Pod 7'



Pods: Standard w/ End Closet

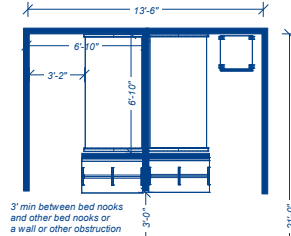
Bed Nooks -- 13' 6" x 9' (inside dimensions)
**use these for rooms that can handle the 9' depth
**use these for slated wall areas



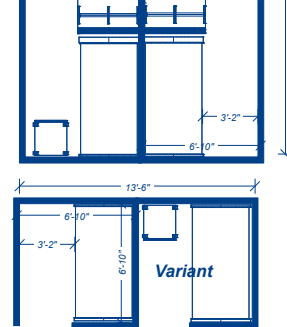
3' x 2' min hanging area for clothing with a low dresser or shelves under

Plug with built-in night light that can be switched on or off

Bed Nooks -- 13' 6" x 21' (inside dimensions)

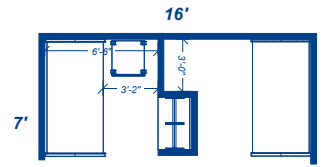


3' min between bed nooks and other bed nooks or a wall or other obstruction



Pods: Center Closet

Use these for more narrow roomsthat have the space for center closets between the beds



20'
Triple width

Procedure for determining appropriate room capacity:

Take the longest wall in the room

7' to 10' > One bed

11' - 13.5' > Parallel beds x2

13.5' - 16' > Pods: Standard x2

16' - 20' > Pods: Center Closets x2

20'+ Pods: Standard x3

All content copyright
Vanderburgh IP, LLC 2024 -
All Rights Reserved